

Provider Data Summary: the State of the State

November 2018

Office of Provider Development
Division of Developmental Services



Department of Behavioral Health
and Developmental Services

This page is intentionally left blank.

Introduction

On November 9th, 2017, the Office of Provider Development (OPD) in the Division of Developmental Services (DDS) at the Department of Behavioral Health and Developmental Services (DBHDS) hosted the first Provider Data Summary webinar (State of the State). This process is designed to engage and inform Virginia's developmental disability (DD) providers about the state of DD services across the Commonwealth. The initial session centered on a variety of data drawn from Virginia's Waiver Management System (WaMS). The focus was to better understand, at a regional level, where services are located and the proximity of people with disabilities to those options. In the spring of 2018, a second session introduced a "Baseline Measurement Tool," which serves as the tool DBHDS uses in understanding the locations of more integrated service options and the change in those options over time. As the Provider Data Summary process continues to evolve, we are steadfast on producing information that enhances provider efforts to develop service options that lead to more integrated lives for people with DD in Virginia. Provider Data Summary webinars will continue on a semiannual basis to provide a forum for sharing the results of ongoing analysis of the opportunities for DD services development across all regions.

This report focuses on a subset of DD Waiver services considered to be more integrated, which include:

- Benefits Planning
- Community Coaching
- Community Engagement
- Community Guide
- Electronic Home-Based Services
- Employment and Community Transportation
- Independent Living Supports
- In-home Supports
- Peer Mentoring
- Shared Living
- Supported Living
- Crisis Support Services
- Private Duty Nursing
- Skilled Nursing
- Sponsored Residential



The report is organized in four sections: Introduction, Overview, Status, and Summary. The Overview section details processes designed to support provider development, Status focuses on what DBHDS has learned from reviewing the Baseline Measurement Tool, and the Summary section discusses obstacles to be addressed in advancing more integrated DD services in Virginia, as well as general observations about Virginia's DD system of supports and services from June 2018 through November 2018. Appendices are included for each of the five Development Services regions and provide information about individual needs as well as data that summarizes changes in availability across the services listed above. Any specific questions about the report can be directed to the Office of Provider Development at DBHDS (eric.williams@dbhds.virginia.gov).

Overview

DBHDS is using a multipronged approach to encourage the development of more integrated service options in accordance with the 2016 My Life My Community Waiver Redesign project. Features of this approach include:

- Holding quarterly Provider Round Tables
- Holding semiannual Provider Data Summary webinars
- Developing and updating a Baseline Measurement Tool
- Initiating a Jump-Start Funding Program to incentivize integrated services in underserved localities
- Providing a Jump-Start Calculator for ease of locating areas where opportunities might exist
- Establishing this semiannual report on Provider Development efforts
- Participating in a Business Acumen Learning Collaborative to gain resources for providers
- Hosting a 2019 Provider Innovation Collaborative

Collectively, these efforts represent a structure aimed at educating providers on how to leverage data, conduct market research and access additional dollars to support expansion or diversification in areas of need. They are designed to assist DBHDS with understanding where gaps in DD Waiver services exist and with targeting development efforts in those locations. Key to this work is the DBHDS Baseline Measurement Tool (BMT), which was introduced in June of 2018. The BMT provides baseline and subsequent data on integrated services, collected at six month intervals, across all cities and counties in Virginia. The BMT also considers the DD Waiver population in each locality including type of waiver and Supports Intensity Scale® (SIS®) level. The results included in this report will consider changes seen from June to November of 2018. Future reports will include a comparison of the current status in relation to both the preceding six month period and June 2018. The BMT, webinar slideshows, and other materials related to Provider Development are available for download online at <http://www.dbhds.virginia.gov/developmental-services/provider-development>.

Status

Overall Provider Change

When compared to baseline, gains are noted in the following services: Benefits Planning (1), Community Coaching (5), Community Engagement (2), Independent Living Supports (2), In-home Support Services (5), Supported Living (1), and Sponsored Residential (1). Decreases are seen in Private Duty Nursing (-1) and Skilled Nursing (-4). Numbers remained constant for Community Guide, Electronic Home Based Services, Peer Mentoring, Shared Living, and Crisis Support Services. Four services remained at zero from June to November 2018 including: Community Guide, Electronic Home Based Services, Peer Mentoring, and Shared Living (*figure 1*).

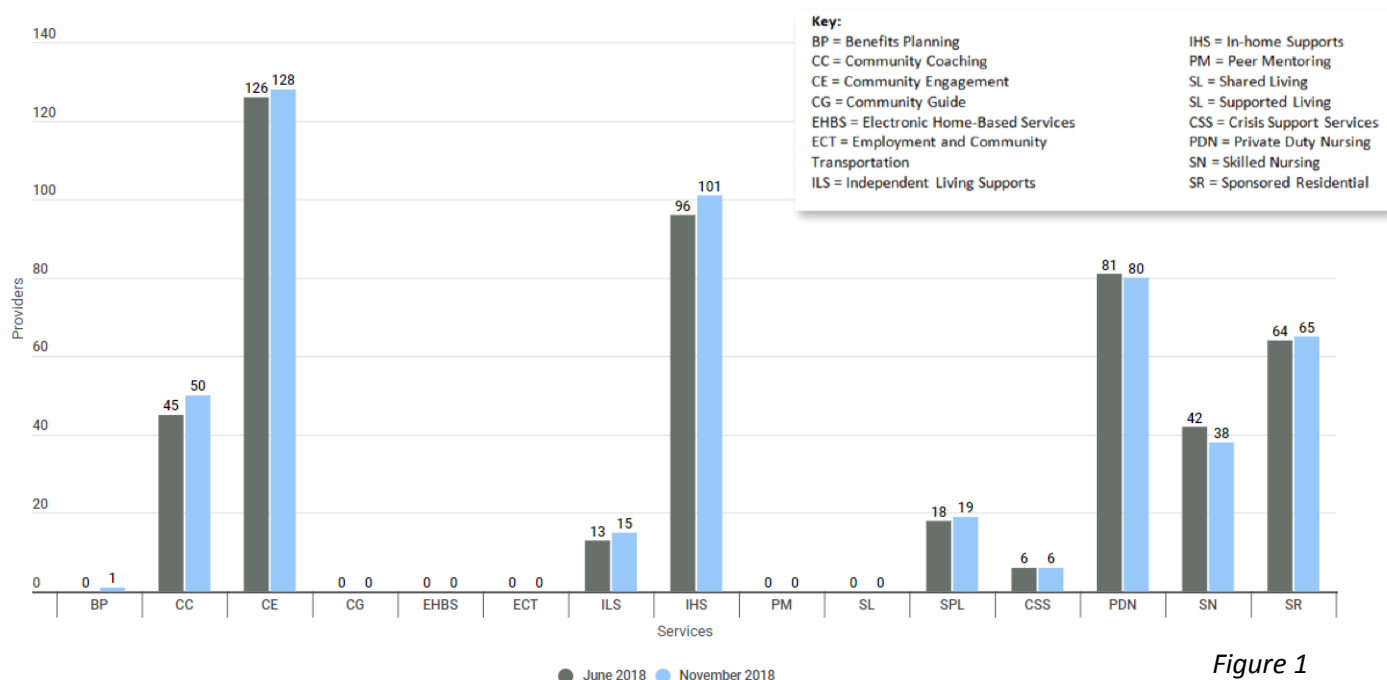


Figure 1

Integrated Residential

In the past six months, there have been some gains in integrated residential services, particularly In-home Support Services with six providers beginning authorizations since June. The total increase across more integrated residential services is 10 providers. The largest increase was seen in the Eastern region with three providers initiating authorizations for In-home Support Services. The Northern, Southwestern, and Central regions all added one additional provider of this service. There was no change in the Western region (*figure 2*).

Small net increases were seen in Sponsored Residential (1), Independent Living Supports (2), and Supported Living (1). The two newly authorized providers of Independent Living Supports bring the statewide total to 15. The only decrease observed in the data was a reduction in Sponsored Residential providers in the Western region with a single provider ceasing Sponsored Residential authorizations (*figure 2*).



Figure 2

Integrated Residential Challenges

Implementation of a few integrated residential options has faced specific challenges. Supported Living services are currently limited to providers with a Supervised Living license, but availability is expected to increase when regulations are in place to allow for the development of the service by existing providers of In-home Support Services. The increase of one provider of Supported Living statewide is accounted for through an increase noted in the Eastern region (*figure 2*).

Electronic Home-based Services are limited to \$5,000 per year, which is considered insufficient to cover ongoing monitoring, which could expand use of the service. An increase in funding to allow for remote monitoring might increase both the value and demand for this service. Provider Development is currently looking to neighboring states for existing providers who may have interest in expanding into Virginia. Current providers in Virginia who are interested in offering EHBS are encouraged to contact Provider Development.

More education and experience is needed for providers to offer Shared Living due to the unique nature of the services. Virginia historically has not had a model of service that has placed licensed providers in the position of providing oversight in a service that incorporates a non-employee relationship as is seen in Shared Living. Providers of this service are encouraged to share their experiences with the Department and each other in efforts to increase availability and successful implementation.

Employment and Meaningful Day

During the six month period from June to November 2018, there were decreases seen in providers of Community Engagement in the Northern and Southwestern regions with a reduction of two per region. A gain of four providers of this service was seen in the Central and Eastern regions with an increase of three and one respectively. All regions except Western added one provider of Community Coaching. Of note is the addition of one provider being authorized for Benefits Planning in the Central region (*figure 3*).

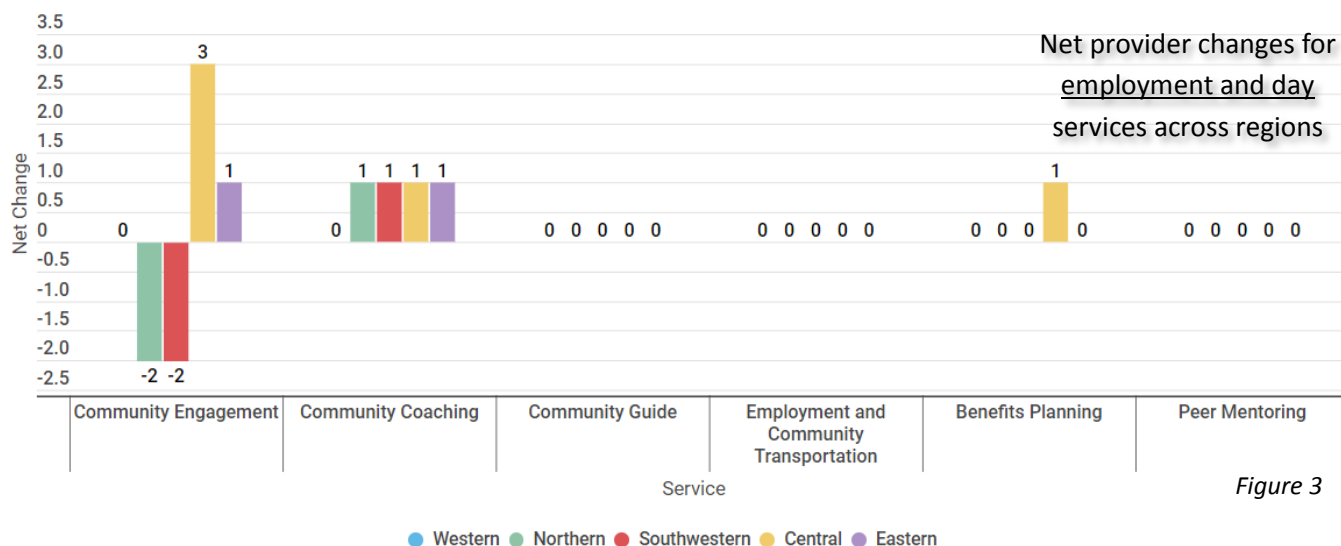


Figure 3

Employment and Meaningful Day Challenges

Employment and Community Transportation (ECT) has been implemented, but outside of the waiver and in a modified way until the billing codes are finalized in the Virginia Medicaid Management Information System (VAMMIS), which was expected to be completed by December 1, 2018 and is experiencing additional delays. In the interim, DBHDS added \$250,000 to the statewide Flexible Funding program to initiate ECT in each region.

Peer Mentor Supports relies on the development of Peer Mentor Trainers and the curriculum needed to prepare the trainers is still under development. This service also requires providers willing to be the “administering agency” and to date no providers have expressed interest.

Community Guide relies upon the completion of Person-Centered Thinking and Community Connections trainings, which are ongoing and being increased in anticipation of this new service option.

Nursing and Crisis Services

There have been slight decreases in nursing services across the Western (-1), Northern (-4), and Central (-1) regions with the Northern region being the most significantly impacted. The Northern region saw a net decrease of two providers of Skilled Nursing and Private Duty Nursing. Additional review of data showed that this reduction accounts for a total decrease of five providers across these two services (*figure 1*). There has been zero net change in Crisis Support Services (*figure 4*) with a statewide total maintained at six providers (*figure 1*).



Nursing and Crisis Services Challenges

Nursing rates are widely regarded as low, which impacts availability of these services. This was communicated through the Provider Issues Resolution Workgroup’s 2018 report and continues to be discussed at the system level. Crisis Support Services, being a new service formed out of a previous

service has been met with slow adoption. Continued education for providers on the parameters of the service is needed for increased use. The opportunities for development are communicated through the semiannual webinars and are included in the appendices of this report.

Jump-Start Funding Program

Jump-Start Funding began on July 1, 2018 and continues to be available for providers seeking to initiate more integrated services in identified areas of need. The program has reviewed four applications; one application was approved for funding and one is being revised. The single approval was to fund an increase in Support Living and Independent Living Supports in the Western Region. As these services are authorized, they will be included in the data reflected in this report. The low response to the program been examined by the committee. Forms are being streamlined where possible and business rules are being examined for any needed revisions. Small group sessions are being considered for further assistance to providers. It is important to note that the implementation of Virginia's new waiver services has impacted provider decisions to diversify or expand services and the ability to identify the people needing these supports. A Jump-Start informational flyer has been developed and made available to encourage applications. The Jump-Start lead and the Community Resource Consultants continue to promote the program in conversations with individual providers contemplating changes in services.

Summary

In the six month time period reviewed, there have been gains in regards to more integrated services. Gains were seen in the areas of integrated living and employment and meaningful day. Seven of the 15 services examined experienced an increase. The largest increases were seen in the Eastern region, which added three providers of In-home Support Services and the Central region, which added three providers of Community Engagement. Six services saw no change and only two experienced a reduction. The two decreases were seen in the availability of Private Duty and Skilled Nursing Services with the Northern region seeing the largest decrease with a net loss of two providers for each of these services. More specific information about changes at the regional level is available in Appendix A.

In general, provider development efforts have been hindered by actions needed at the system level. Virginia's emergency regulations for the DD Waiver expired on August 31, 2018 and permanent regulations are not expected until 2019 delaying the completion of an operations manual for the DD Waiver. The promulgation of permanent regulations and policy are expected to increase clarity and detail around the new service options as well as provider confidence in meeting requirements. All services are now approved, but due to various reasons described are experiencing a slow start. Provider Development has historically offered individually specific training modules on all of the waiver services, which will be updated once the DD Waiver Community Services Manual is available.

At the end of this report, appendices A and B provide more specific information about each of the five developmental services regions. Appendix A summarizes individual changes within each region and appendix B contains a chart listing development opportunities across certain localities by region. The localities listed below are included in appendix B and were selected based on having a DD Waiver

population of 50 or more people. While they are considered to hold sufficient promise for the development of more integrated services, all localities can be considered and examined in provider expansion efforts.

Cities and Counties with 50+ people with DD Waiver (8695 people total; 1408 people total at levels 5, 6 and 7)		
Accomack County	Hanover County	Roanoke City
Albemarle County	Henrico County	Roanoke County
Alexandria City	Loudoun County	Rockingham County
Augusta County	Lynchburg City	Staunton City
Bedford County	Montgomery County	Suffolk City
Chesapeake City	Newport News City	Tazewell County
Chesterfield County	Norfolk City	Virginia Beach City
Danville City	Portsmouth City	Washington County
Fairfax County	Prince Edward County	Wise County
Floyd County	Prince George County	
Frederick County	Prince William County	
Fredericksburg City	Richmond City	
Gloucester County		
Hampton City		

Provider Data Summary Reports will be available on a semiannual basis moving forward. As we continue to implement the newest services under the waivers, we will continue to track opportunities for providers and promote and support expansion into underserved areas.

Western Region

The Western Developmental Services Region is comprised of the following localities:

Albemarle County	Campbell County	Louisa County
Alleghany County	Charlottesville City	Lynchburg City
Amherst County	Covington City	Nelson County
Appomattox County	Fluvanna County	Rockbridge County
Augusta County	Greene County	Rockingham County
Bath County	Harrisonburg City	Staunton City
Bedford County	Highland County	Waynesboro City
Buena Vista City	Lexington City	

As of November 3rd, 2018 the Western Region has 1,690 DD waiver slots with 286 people falling within Supports Intensity Scale® levels 5, 6, or 7 indicating increased health and/or behavioral support needs (*figure 1*). As conveyed through the graphics below, there are currently 20 people in the region with Building Independence Waiver, 228 with Family and Individual Supports Waiver, and 1,442 with Community Living Waiver (*figure 2*).

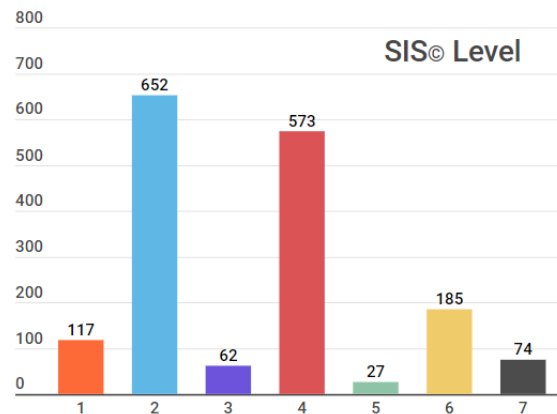


Figure 1

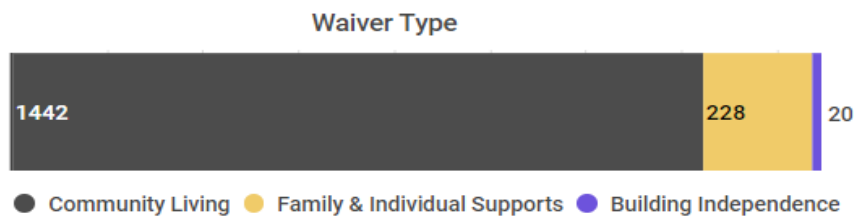


Figure 2

Between June and November of 2018, the Western Region experienced no changes in the availability of employment and meaningful day services. Community Guide, Employment and Community Transportation, Benefits Planning, and Peer Mentoring continue to lack authorizations in the region (*figure 3*). When considering changes in residential services, there was a decrease of one provider offering Sponsored Residential Services (*figure 4*). There was a slight increase in the number of Private Duty Nursing providers bringing the total to one in November 2018 (*figure 5*).

Appendix A - Regional Data

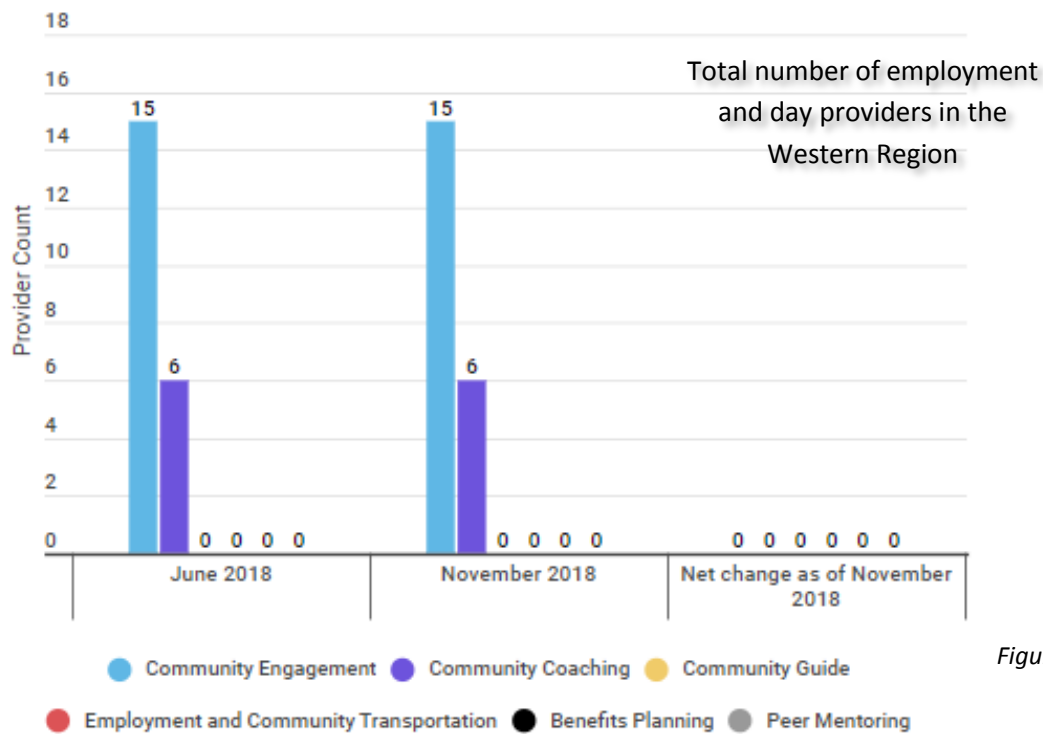


Figure 3

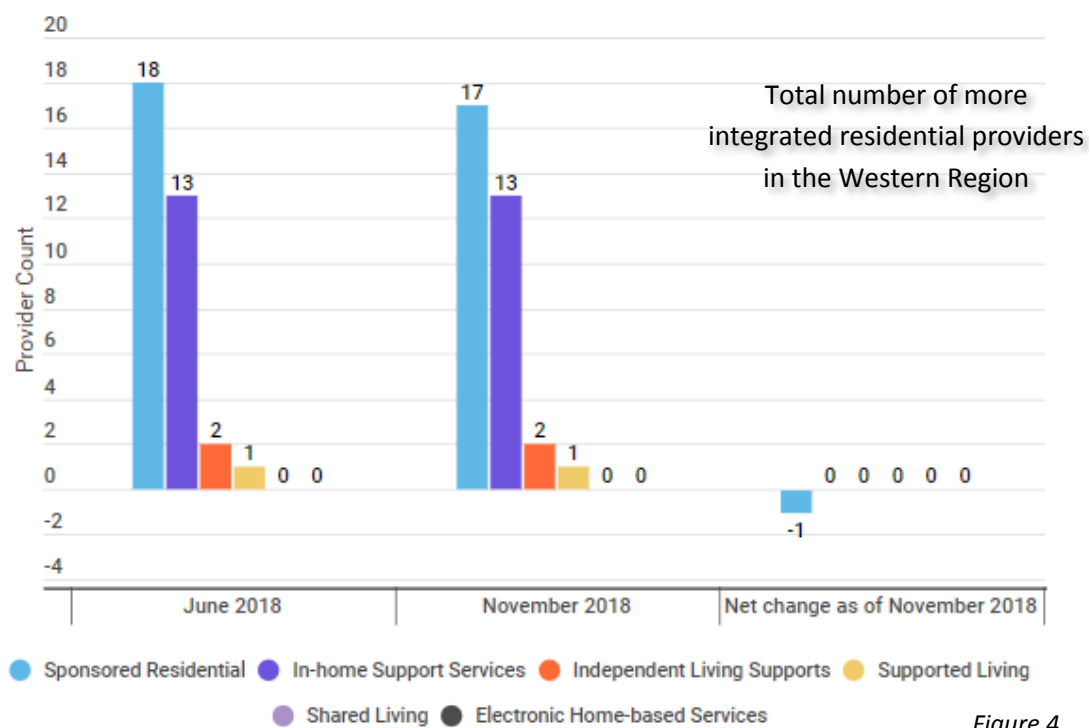


Figure 4

Appendix A - Regional Data

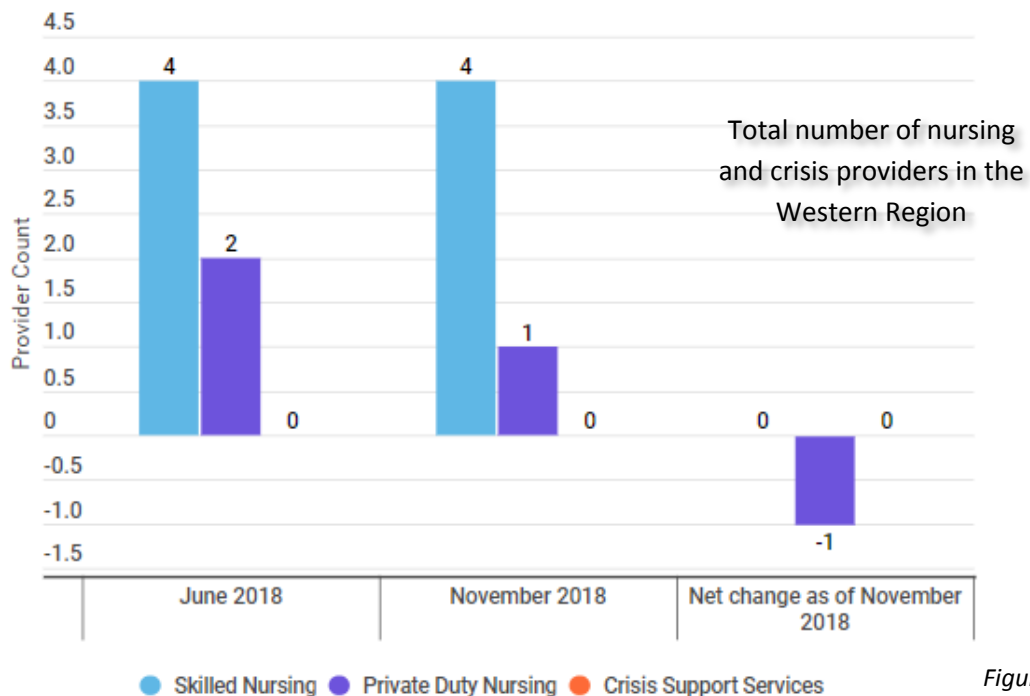


Figure 5

Northern Region

The Northern Developmental Services Region is comprised of the following localities:

Alexandria City	Frederick County	Prince William County
Arlington County	Fredericksburg City	Rappahannock County
Caroline County	King George County	Shenandoah County
Clarke County	Loudoun County	Spotsylvania County
Culpeper County	Madison County	Stafford County
Fairfax City	Manassas City	Warren County
Fairfax County	Manassas Park City	Winchester City
Falls Church City	Orange County	
Fauquier County	Page County	

As of November 3rd, 2018 the Northern Region has 3,249 active DD waiver slots with 694 people falling within Supports Intensity Scale® levels 5, 6, or 7 indicating increased health and/or behavioral support needs (*figure 6*). As conveyed through the graphics below, there are currently 63 people in the region with Building Independence Waiver, 597 with Family and Individual Supports Waiver, and 2,583 with Community Living Waiver (*figure 7*).

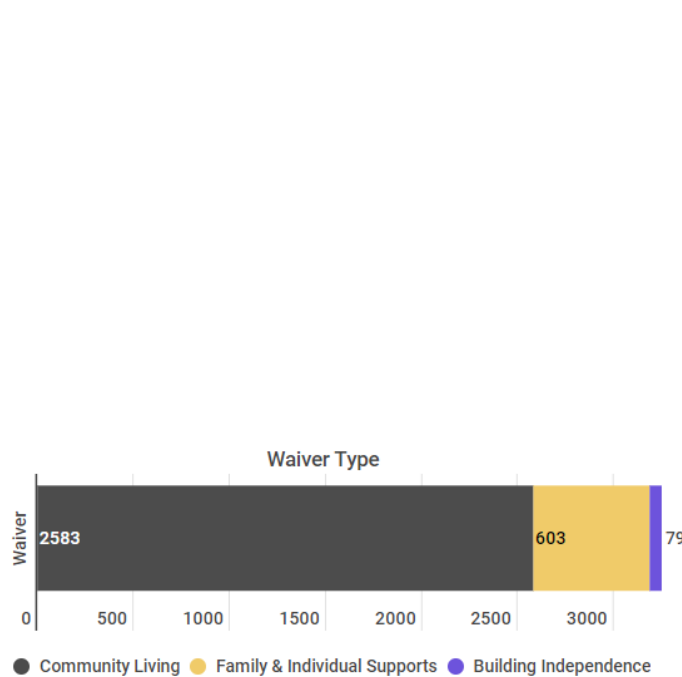


Figure 7

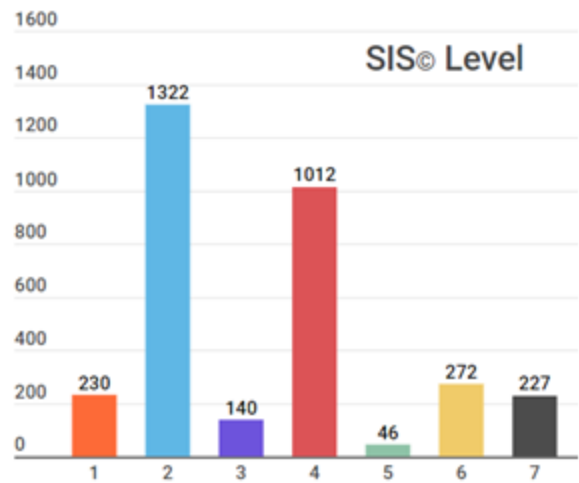


Figure 6

Between June and November of 2018, the Northern Region experienced an increase in providers offering Community Coaching by two providers. Community Engagement remained consistent and Community Guide, Employment and Community Transportation, Benefits Planning, and Peer Mentoring lack authorizations in the region (figure 8). In residential services, there was an increase by one provider offering In-home Support Services and one provider offering Independent Living Supports (figure 9). There was a decrease in the number of Skilled and Private Duty Nursing providers by two per service. Crisis Support providers decreased by one (figure 10).

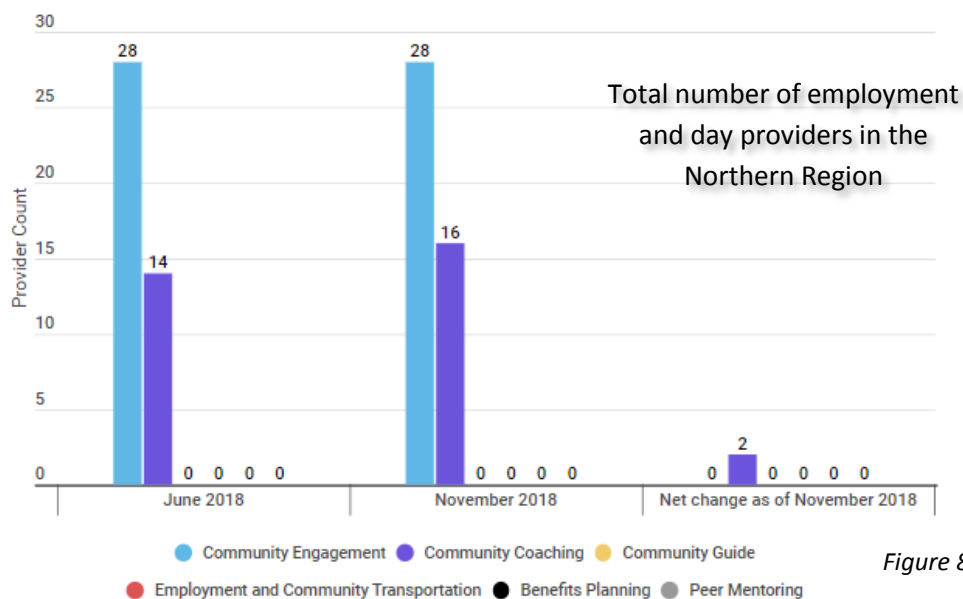


Figure 8

Appendix A - Regional Data

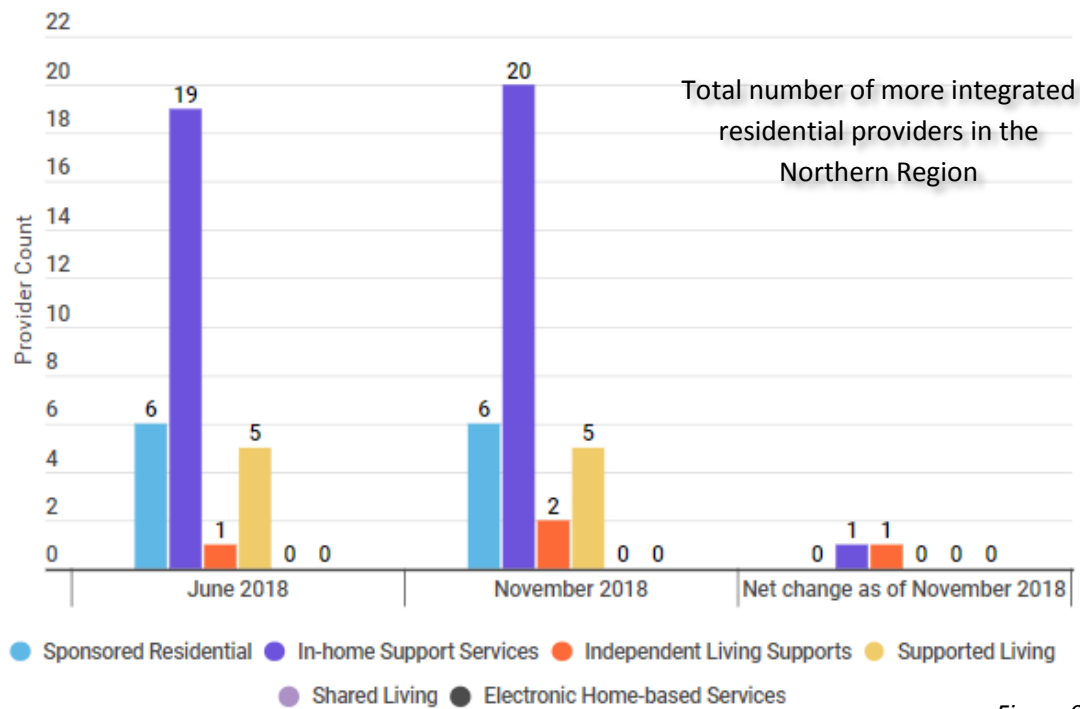


Figure 9

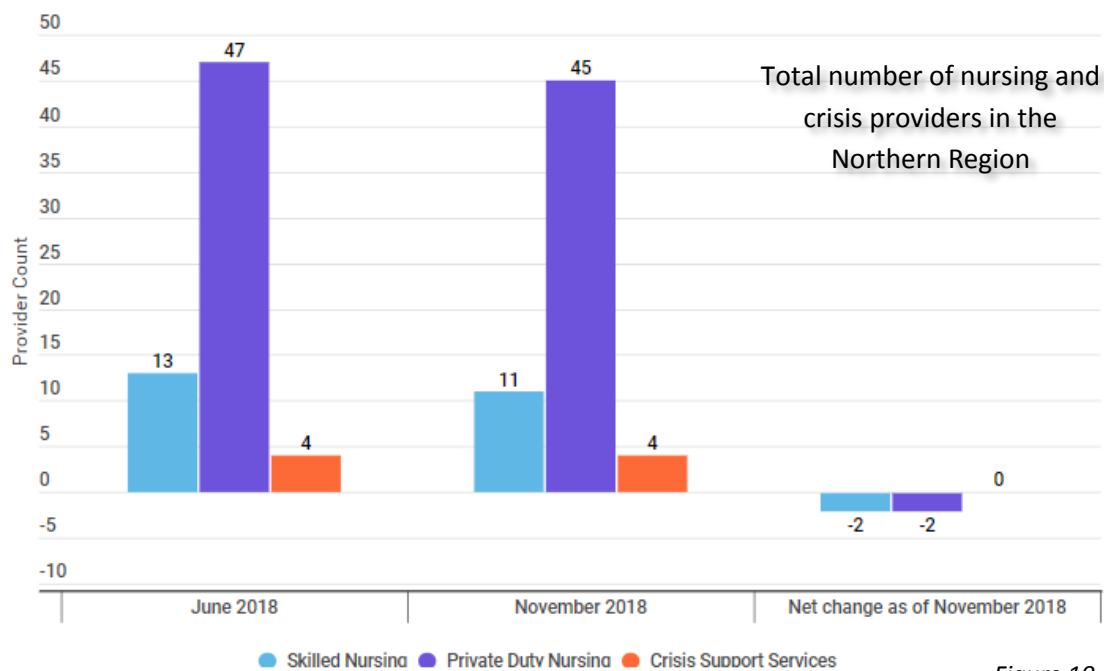


Figure 10

Southwestern Region

The Southwestern Developmental Services Region is comprised of the following localities:

Bland County	Giles County	Roanoke City
Botetourt County	Grayson County	Roanoke County
Bristol City	Halifax County	Russell County
Buchanan County	Henry County	Salem City
Carroll County	Lee County	Scott County
Craig County	Martinsville City	Smyth County
Danville City	Montgomery County	Tazewell County
Dickenson County	Norton City	Washington County
Floyd County	Patrick County	Wise County
Franklin City	Pittsylvania County	Wythe County
Franklin County	Pulaski County	
Galax City	Radford City	

As of November 3rd, 2018 the Southwestern Region has 2,228 DD waiver slots with 481 people falling within Supports Intensity Scale® levels 5, 6, or 7 indicating increased health and/or behavioral support needs (*figure 11*). As conveyed through the graphics below, there are currently 51 people in the region with Building Independence Waiver, 211 with Family and Individual Supports Waiver, and 1,966 with Community Living Waiver (*figure 12*).

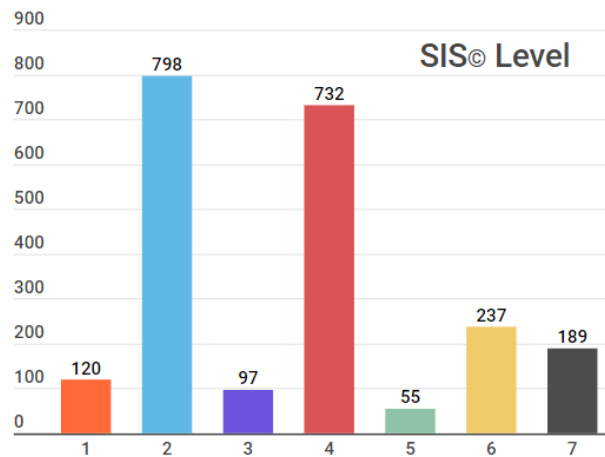


Figure 11

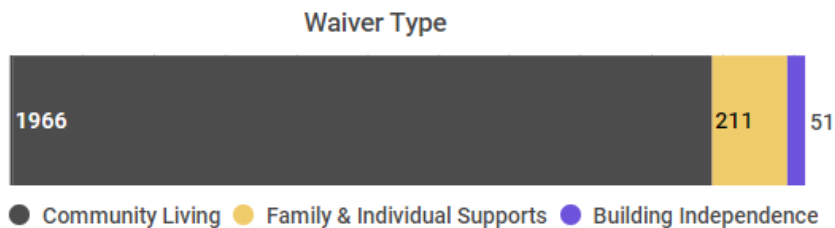


Figure 12

Appendix A - Regional Data

Between June and November of 2018, the Southwestern Region has seen an increase of one Community Coaching provider and two providers closed all authorizations for Community Engagement. Community Guide, Employment and Community Transportation, Benefits Planning, and Peer Mentoring continue to lack authorizations in the region (figure 13). When considering changes in residential services, there was an increase of one provider offering In-home Support Services (figure 14). No net changes are observed in nursing and Crisis Support Services (figure 15).

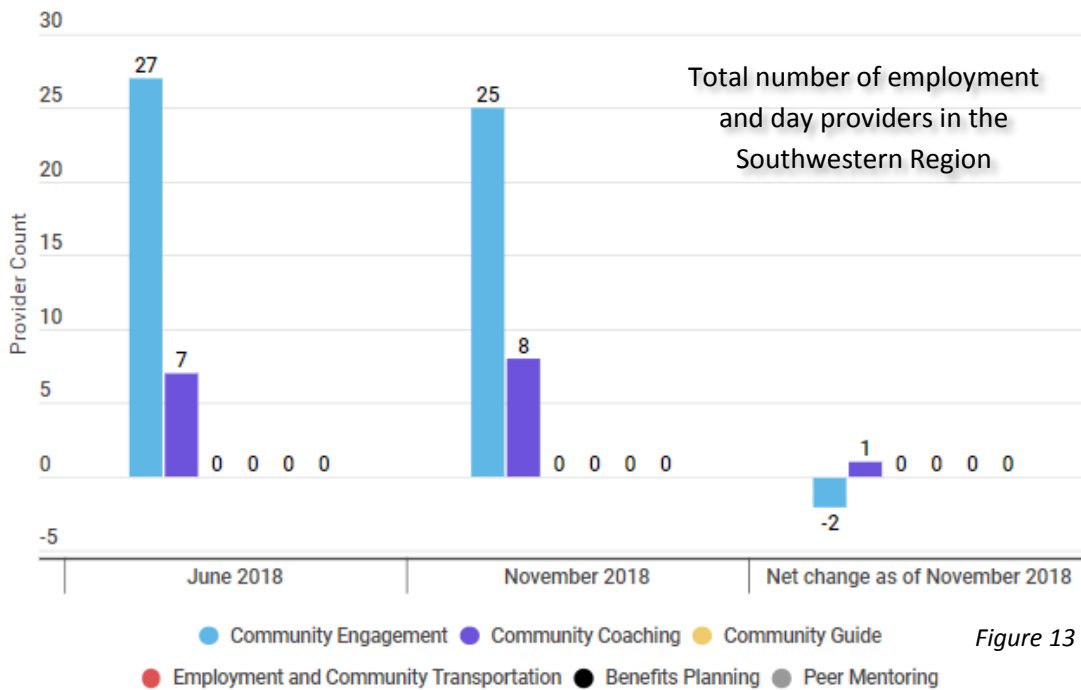


Figure 13

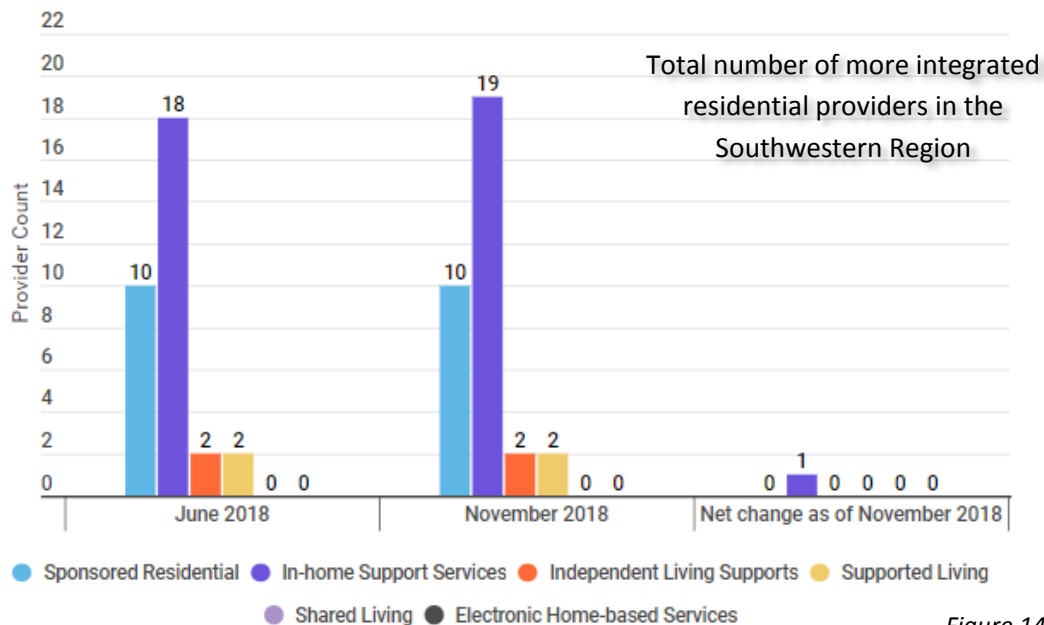
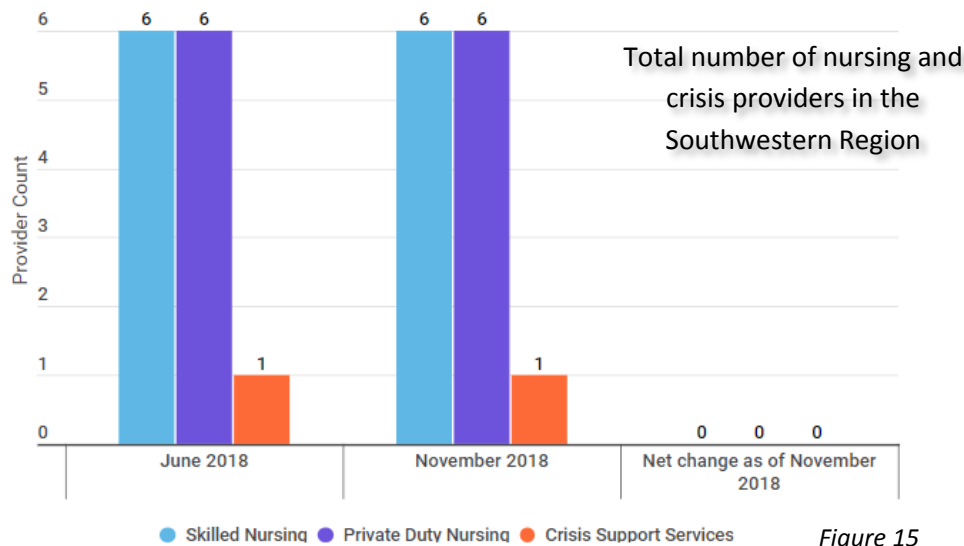


Figure 14

Appendix A - Regional Data



Central Region

The Central Developmental Services Region is comprised of the following localities:

Amelia County	Fluvanna County	Petersburg City
Brunswick County	Goochland County	Powhatan County
Buckingham County	Greensville County	Prince Edward County
Charles City County	Hanover County	Prince George County
Charlotte County	Henrico County	Richmond City
Chesterfield County	Hopewell City	Richmond County
Colonial Heights City	Lunenburg County	Southampton County
Cumberland County	Mecklenburg County	Surry County
Dinwiddie County	New Kent County	Sussex County
Emporia City	Nottoway County	

As of November 3rd, 2018 the Central Region has 2,966 active DD waiver slots with 434 people falling within Supports Intensity Scale© levels 5, 6, or 7 indicating increased health and/or behavioral support needs (*figure 19*). As conveyed through the graphics below, there are currently 77 people in the region with Building Independence Waiver, 313 with Family and Individual Supports Waiver, and 2,576 with Community Living Waiver (*figure 20*).

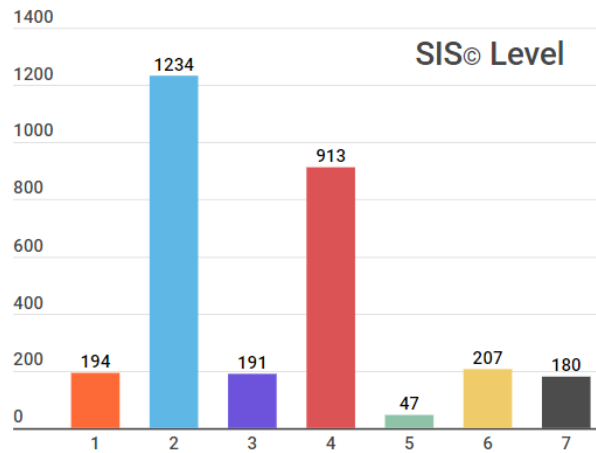


Figure 19

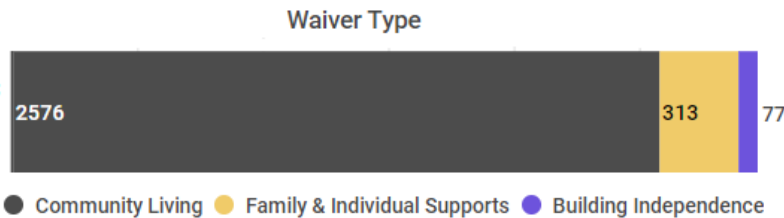


Figure 20

Between June and November of 2018, the Central Region has seen an increase of three Community Engagement providers while Community Coaching increased by one. One provider began offering Benefits Planning during the six month timeframe, which is noted as the first provider to offer Benefits Planning under the DD Waiver. Community Guide, Employment and Community Transportation, and Peer Mentoring continue to lack authorizations in the region (figure 21). When considering changes in residential services, there was an increase by one provider offering Sponsored Residential and one provider offering In-home Support Services (figure 22). Skilled Nursing providers decreased by one, while Private Duty Nursing and Crisis Support Service providers remained unchanged (figure 23).

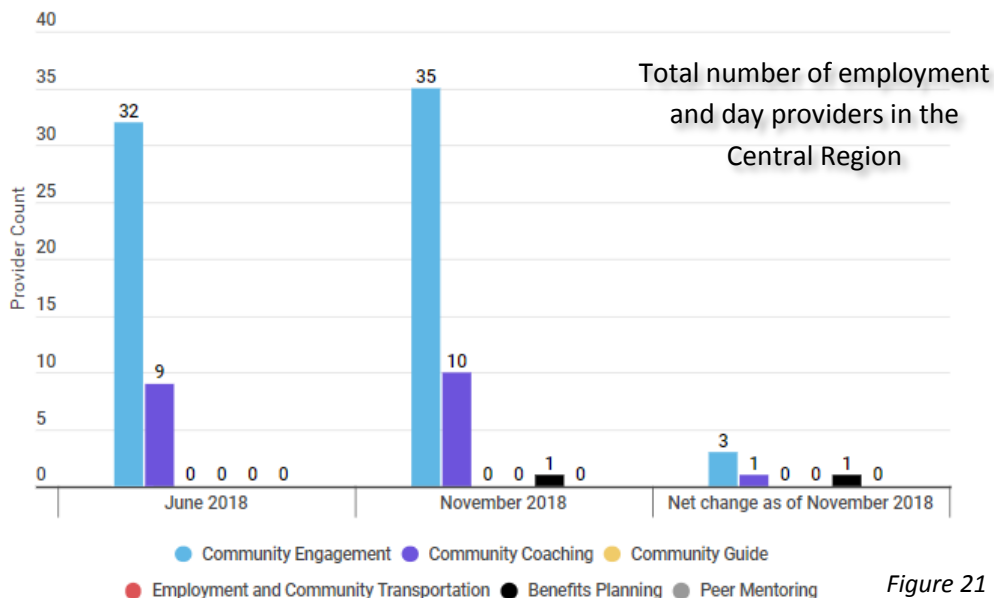
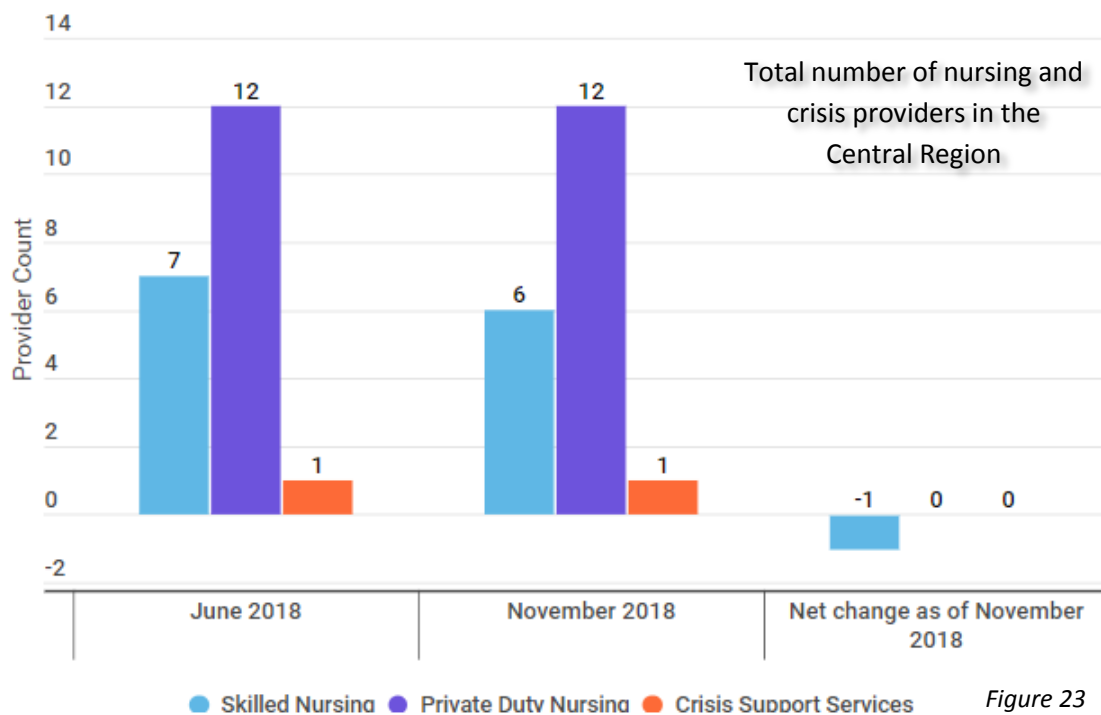
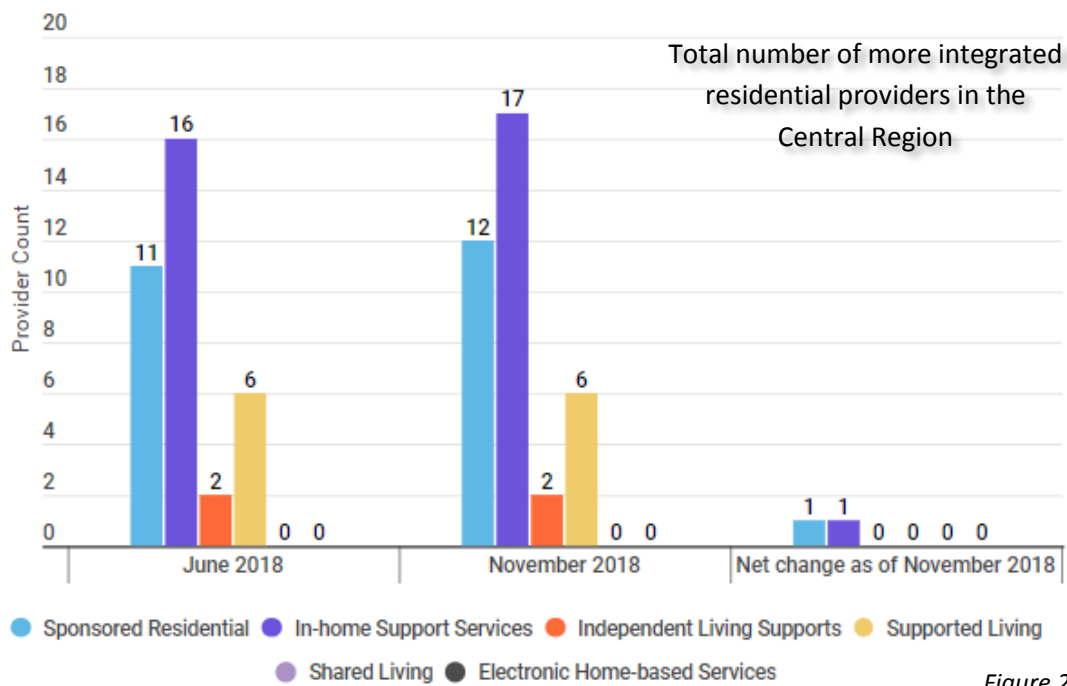


Figure 21



Eastern Region

The Eastern Developmental Services Region is comprised of the following localities:

Accomack County	King William County	Poquoson City
Chesapeake City	Lancaster County	Portsmouth City
Essex County	Mathews County	Suffolk City
Gloucester County	Middlesex County	Virginia Beach City
Hampton City	Newport News City	Westmoreland County
Isle of Wight County	Norfolk City	Williamsburg City
James City County	Northampton County	York County
King and Queen County	Northumberland County	

As of November 3rd, 2018 the Eastern Region has 3,017 active DD waiver slots with 397 people falling within Supports Intensity Scale® levels 5, 6, or 7 indicating increased health and/or behavioral support needs (*figure 25*). As conveyed through the graphics below, there are currently 79 people in the region with Building Independence Waiver, 358 with Family and Individual Supports Waiver, and 2,586 with Community Living Waiver (*figure 26*).

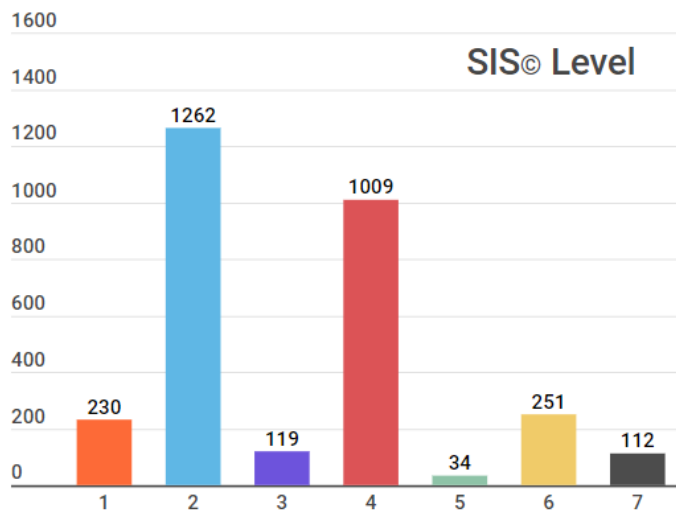


Figure 25

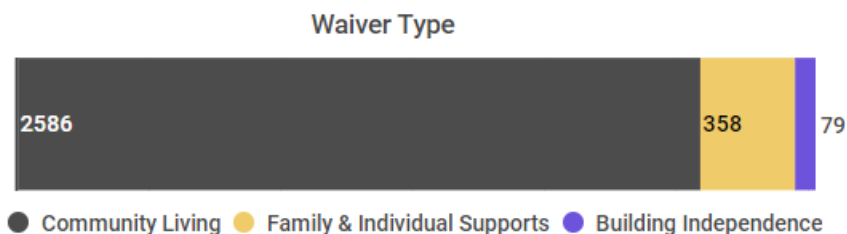
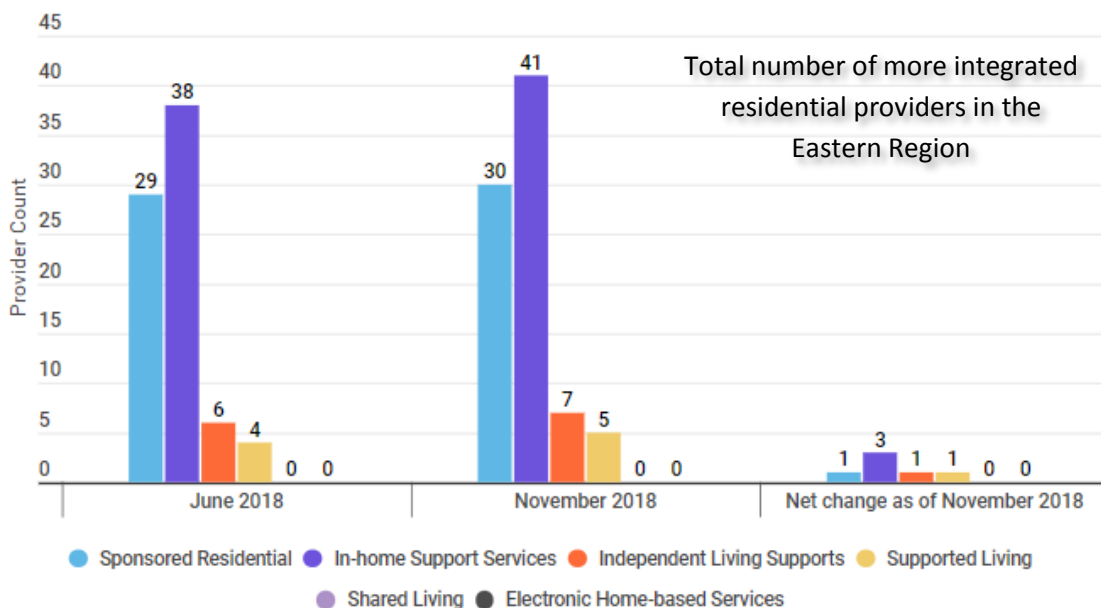
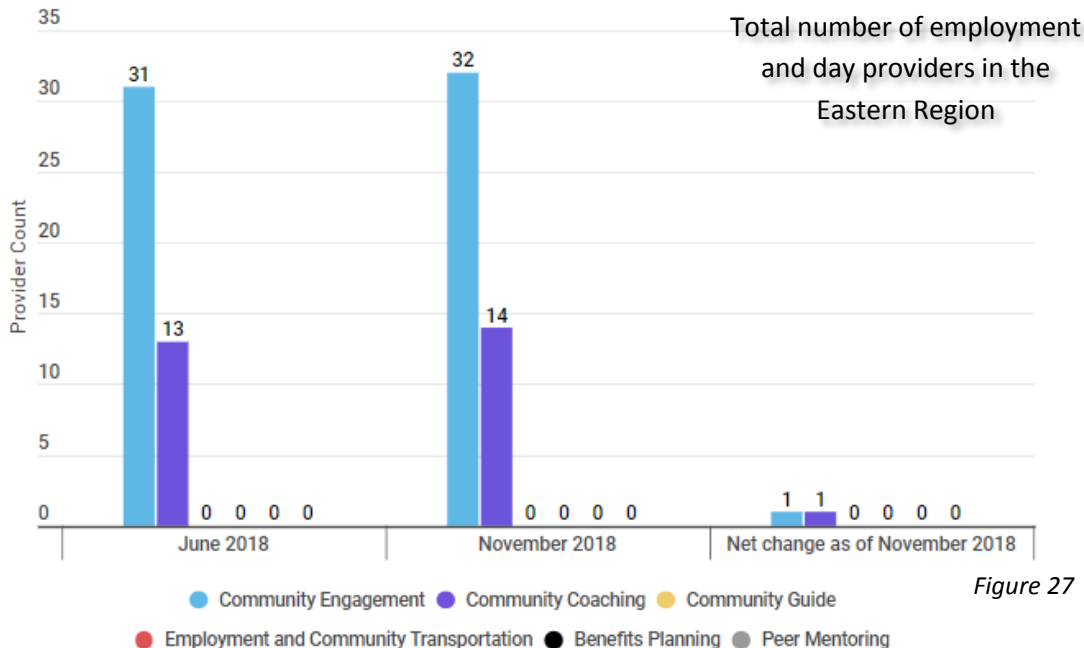


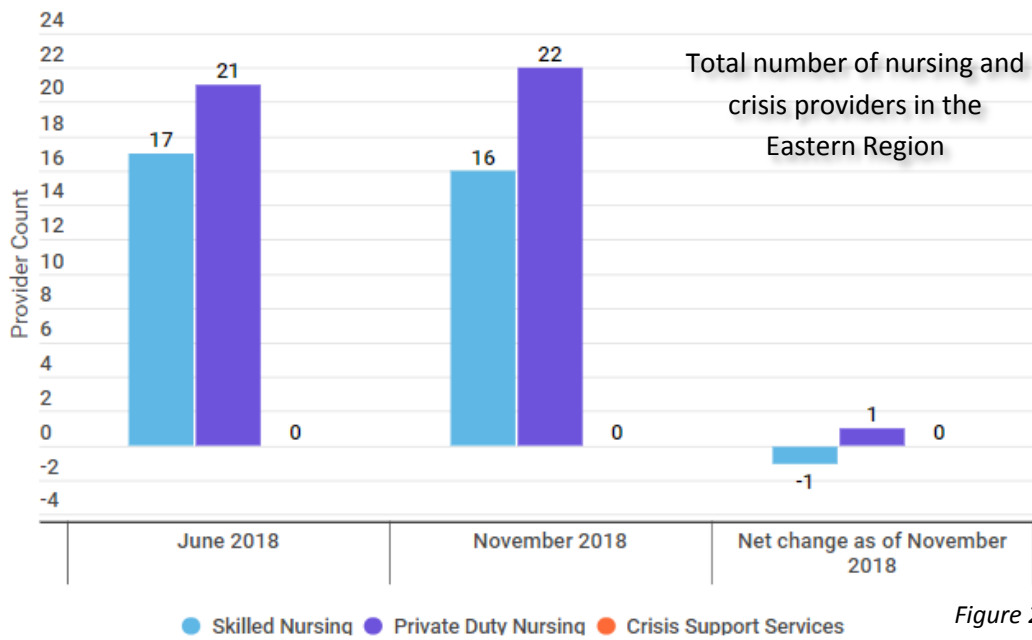
Figure 26

Appendix A - Regional Data

Between June and November of 2018, the Eastern Region has seen an increase of one Community Engagement provider and one Community Coaching provider. Community Guide, Employment and Community Transportation, Benefits Planning, and Peer Mentoring continue to lack authorizations in the region (figure 27). When considering changes in residential services, there was an increase of one Sponsored Residential provider, three In-home Support Services providers, and one Independent Living Supports and one Supported Living provider (figure 28). Private Duty Nursing increased by one provider while Skilled Nursing decreased by one. Crisis Support Service providers remained at zero (figure 29).



Appendix A - Regional Data



Appendix B - Regional Opportunities

In the following five charts, general observations are made regarding the shift in service availability across localities. This information was derived from the Baseline Measurement Tool (BMT) and offers a small representation of data that can be derived from the tool. Information such as this can be helpful as providers consider options for program expansion.

Increases in In-home Support Services between June and November 2018

Added one provider		Added two providers	Added three or more providers
Chesterfield County	Portsmouth City	Chesapeake City	Bedford County
Covington City	Powhatan County	Danville City	Fairfax County
Floyd County	Prince Edward County	Salem City	Henrico County
Fredericksburg City	Prince William County	Virginia Beach City	
Galax City	Roanoke City		
Goochland County	Roanoke County		
Hampton City	Rockingham County		
Loudoun County	Suffolk City		
Montgomery County	Warren County		
Newport News City	Washington County		

Changes in Independent Living Supports between June and November 2018

Added one provider	Removed one provider
Danville City	Roanoke County
Fairfax County	
Newport News City	
Virginia Beach City	

Independent Living Supports Availability between June and November 2018

Locations where people with BI Waiver live	Locations where Independent Living Supports are authorized	Locations where existing In-home Support Services providers could consider adding ILS*
Charlottesville City	Danville City	Chesterfield County
Chesapeake City	Fairfax County	Craig County
Chesterfield County	Newport News City	Hanover County
Craig County	Virginia Beach City	Hampton City
Culpeper County		Henrico County
Danville City		Loudoun County
Fairfax County		Norfolk City
Hampton City		Prince William County
Hanover County		Richmond City
Harrisonburg City		Roanoke County
Henrico County		
Henry County		
Loudoun County		
Norfolk City		
Pittsylvania County		
Prince William County		
Richmond City		
Roanoke County		
Virginia Beach City		

*These localities have providers with a Supportive In-home License and in which people with BI Waiver reside. These providers might consider adding ILS as a service available through their agencies.

Changes in Community Engagement Services between June and November 2018

Added one provider	Removed one provider	Removed two providers
Appomattox County	Amherst County	Lynchburg City
Bedford County	Henrico County	
Botetourt County	Mathews County	
Charlotte County	Patrick County	
Chesapeake City	Petersburg City	
Colonial Heights City	Radford City	
Hampton City	Shenandoah County	
Norfolk City	Spotsylvania County	
Powhatan County	Stafford County	
Prince George County	Virginia Beach City	
Roanoke City	Wise County	
Roanoke County		

Changes in Community Coaching Services between June and November 2018

Added one provider	Added three providers	Removed one provider	Removed two providers
Amherst County	Fairfax County	Bedford County	Albemarle County
Augusta County		Henrico County	
Chesapeake City		Portsmouth City	
Chesterfield County		Roanoke County	
Danville City		Shenandoah County	
Roanoke City		Stafford County	
Virginia Beach City		Suffolk City	
		Winchester City	

In the following five charts, localities with at least 50 people with DD waiver have been listed. Localities with at least 2 providers of the identified services are indicated by a check mark. Localities that have less than 2 providers authorized are indicated by “x.” The “x” equals a possible opportunity for development. Conversations with the Community Services Boards in these areas may confirm the opportunity exists.

Western Region Opportunities

[defined as less than two provider options in localities with 50 or more people]

862 total with DD Waiver in localities with 50+	Benefits Planning	Community Coaching	Community Engagement	Crisis Support Services	Shared Living	Supported Living
Albemarle County 114 total	x	x	✓	x	x	x
Augusta County 147 total	x	x	x	x	x	x
Bedford County 182 total	x	x	✓	x	x	x
Lynchburg City 212 total	x	x	✓	x	x	x
Rockingham County 143 total	x	✓	✓	x	x	x
Staunton City 64 total	x	x	✓	x	x	x

Northern Region Opportunities

[defined as less than two provider options in localities with 50 or more people]

<i>3057 total with DD Waiver in localities with 50+</i>	Benefits Planning	Community Coaching	Community Engagement	Crisis Support Services	Shared Living	Supported Living
Alexandria City <i>93 total</i>	x	x	x	x	x	x
Arlington County <i>141 total</i>	x	x	x	x	x	x
Culpeper County <i>89 total</i>	x	x	✓	x	x	x
Fairfax County <i>1108 total</i>	x	✓	✓	x	x	✓
Fauquier County <i>75 total</i>	x	x	x	x	x	x
Frederick County <i>133 total</i>	x	x	✓	x	x	x
Fredericksburg City <i>50 total</i>	x	x	x	x	x	x
Loudoun County <i>225 total</i>	x	x	x	x	x	x
Orange County <i>54 total</i>	x	x	x	x	x	x
Prince William County <i>443 total</i>	x	✓	✓	✓	x	x
Shenandoah County <i>105 total</i>	x	x	✓	x	x	x
Spotsylvania County <i>240 total</i>	x	x	✓	x	x	x
Stafford County <i>209 total</i>	x	x	x	x	x	x
Winchester City <i>92 total</i>	x	x	✓	x	x	x

Southwestern Region Opportunities

[defined as less than two provider options in localities with 50 or more people]

<i>2,228 total with DD Waiver in localities with 50+</i>	Benefits Planning	Community Coaching	Community Engagement	Crisis Support Services	Shared Living	Supported Living
Carroll County <i>186 total</i>	x	x	x	x	x	x
Danville City <i>169 total</i>	x	✓	✓	x	x	x
Floyd County <i>51 total</i>	x	✓	✓	x	x	x
Franklin County <i>106 total</i>	x	x	x	x	x	x
Henry County <i>93 total</i>	x	x	x	x	x	x

Appendix B - Regional Opportunities

Montgomery County <i>105 total</i>	x	x	✓	x	x	x
Pittsylvania County <i>164 total</i>	x	x	x	x	x	x
Pulaski County <i>58 total</i>	x	x	x	x	x	x
Roanoke City <i>139 total</i>	x	x	✓	x	x	x
Roanoke County <i>217 total</i>	x	x	✓	x	x	x
Russell County <i>60 total</i>	x	x	x	x	x	x
Scott County <i>66 total</i>	x	x	x	x	x	x
Smyth County <i>76 total</i>	x	x	x	x	x	x
Tazewell County <i>71 total</i>	x	x	x	x	x	x
Washington County <i>88 total</i>	x	x	✓	x	x	x
Wise County <i>97 total</i>	x	x	✓	x	x	x
Wythe County <i>72 total</i>	x	x	x	x	x	x

Central Region Opportunities

[defined as less than two provider options in localities with 50 or more people]

2,628 total with DD Waiver in localities with 50+	Benefits Planning	Community Coaching	Community Engagement	Crisis Support Services	Shared Living	Supported Living
Chesterfield County <i>989 total</i>	x	✓	✓	x	x	✓
Dinwiddie County <i>67 total</i>	x	x	x	x	x	x
Halifax County <i>80 total</i>	x	x	x	x	x	x
Hanover County <i>216 total</i>	x	x	✓	x	x	x
Henrico County <i>593 total</i>	x	✓	✓	x	x	✓
Mecklenburg County <i>93 total</i>	x	x	x	x	x	x
Petersburg City <i>138 total</i>	x	x	x	x	x	x
Prince Edward County <i>76 total</i>	x	x	✓	x	x	x
Prince George County	x	x	✓	x	x	x

Appendix B - Regional Opportunities

<i>58 total</i>						
Richmond City	x	✓	✓	x	x	x
<i>318 total</i>						

Eastern Region Opportunities

[defined as less than two provider options in localities with 50 or more people]

<i>2,951 total with DD Waiver in localities with 50+</i>	Benefits Planning	Community Coaching	Community Engagement	Crisis Support Services	Shared Living	Supported Living
Accomack County	x	x	x	x	x	x
<i>66 total</i>						
Chesapeake City	x	✓	✓	x	x	x
<i>318 total</i>						
Gloucester County	x	x	x	x	x	x
<i>318 total</i>						
Hampton City	x	✓	✓	x	x	x
<i>318 total</i>						
Newport News City	x	x	✓	x	x	x
<i>318 total</i>						
Norfolk City	x	x	✓	x	x	x
<i>318 total</i>						
Portsmouth City	x	x	✓	x	x	x
<i>318 total</i>						
Richmond County	x	x	x	x	x	x
<i>318 total</i>						
Suffolk City	x	✓	✓	x	x	x
<i>318 total</i>						
Virginia Beach City	x	✓	✓	x	✓	✓
<i>318 total</i>						